

# **CLEAN AIR COALITION OF BC: STUDY ON SECONDHAND SMOKE IN PHYSICALLY CONNECTED HOUSEHOLDS**



Prepared By:

**Insights**  
West

Simplified **Understanding**

June 1st, 2018



# Methodology & Sample



Online Random Sample of **BC Residents**, via Insights West's *Your Insights Panel*.



Field dates: **May 4<sup>th</sup> to 11<sup>th</sup>, 2018.**



Adults **age 18+**, who **currently reside in a physically connected household** (apartment building, town house or condominium).



A total of **828 surveys** were completed in the following Health Authority regions:

- Vancouver Coastal Health: 268n
- Fraser Health: 210n
- Vancouver Island Health: 203n
- Interior Health: 119n
- Northern Health: 28n

**Margin  
of Error\***

Total:  
+/- 3.41%

# DETAILED FINDINGS



**Insights**  
West

Simplified *Understanding*



# Discussion Topics

- 1. Physically Connected Households in BC**
- 2. Household Smoking Habits**
- 3. Exposure to Secondhand Smoke in the Home**
- 4. Attitudes Towards Secondhand Smoke**
- 5. Support for Secondhand Smoke Regulations**

# PHYSICALLY CONNECTED HOUSEHOLDS



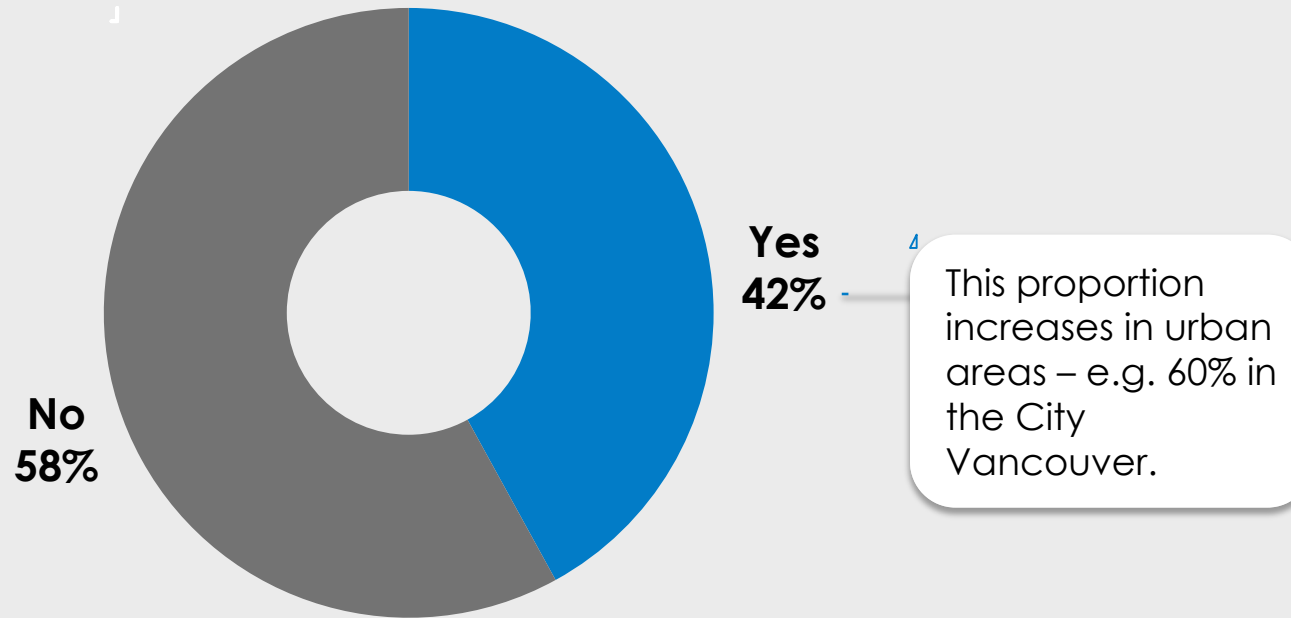
**Insights**  
West

Simplified *Understanding*



According to the Statistics Canada 2016 Census, more than two-in-five (42%) British Columbians currently live in physically connected households.

## British Columbians in Physically Connected Households



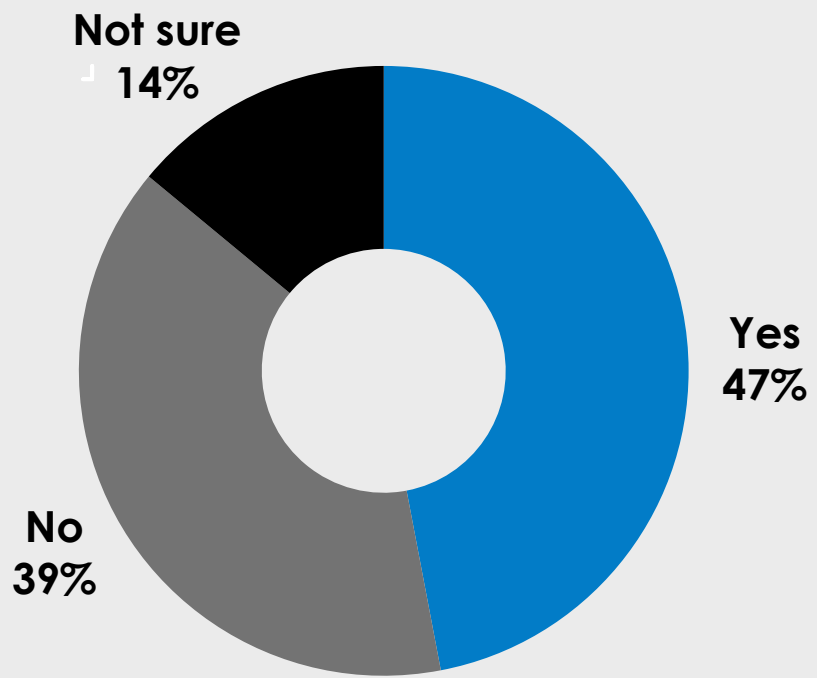
Reference: <https://www12.statcan.gc.ca/census-recensement/2016/as-sa/98-200-x/2016005/98-200-x2016005-eng.cfm>



**Two-in-five do not have a non-smoking policy in their tenancy agreement or a non-smoking bylaw in their strata for their unit.**

## Have Non-Smoking Policy or Bylaw

4



Base: All respondents (n=828)

Q11. Did your landlord include a non-smoking policy in your tenancy agreement or does your strata corporation have a specific non-smoking bylaw?

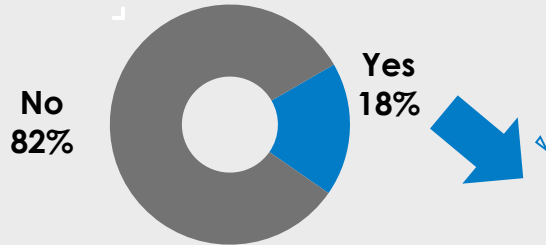




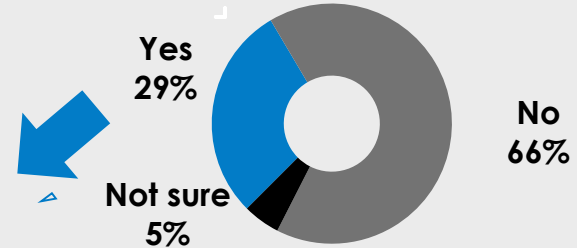
# Two-in-five have vulnerable residents in their household: minors or people with health conditions that can be negatively impacted by secondhand smoke.

## Vulnerable Residents in Household

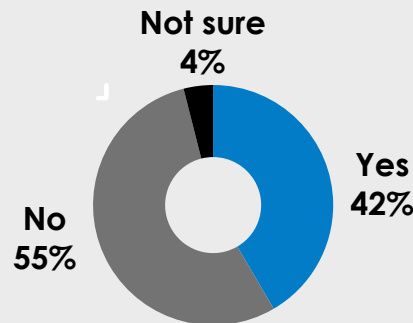
### Minors in Household



### Health Condition Impacted By Secondhand Smoke in Household



### Vulnerable Residents in Household



Base: All respondents (n=828)  
Q3. Including yourself, how many people usually live in this residence?  
D2. Does anyone in your household have a health condition (i.e. respiratory illness, cancer, heart disease) that can be negatively impacted or made worse by secondhand smoke?





# HOUSEHOLD SMOKING HABITS



**Insights**  
West

Simplified *Understanding*



# Three-in-ten smoke themselves, most commonly marijuana joints or tobacco cigarettes.

## Personal Smoking Habits

### Ever Smoke

Any (NET) 16% 31%

Smoke marijuana joints 5% 20%

Smoke tobacco cigarettes 12% 18%

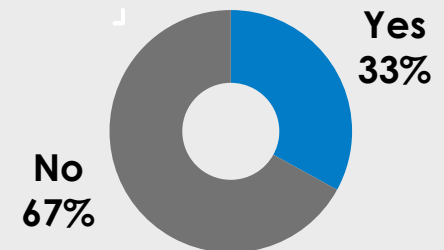
Smoke/vape marijuana using an e-cigarette or a vaporizer 3% 11%

Smoke/vape tobacco/nicotine using an e-cigarette or a vaporizer 4% 8%

■ Every day ■ Occasionally

Renters are significantly more likely to smoke: 42%▲, vs. 22% of owners.

### Smoke Yourself or Live with Smoker



Base: All respondents (n=828)

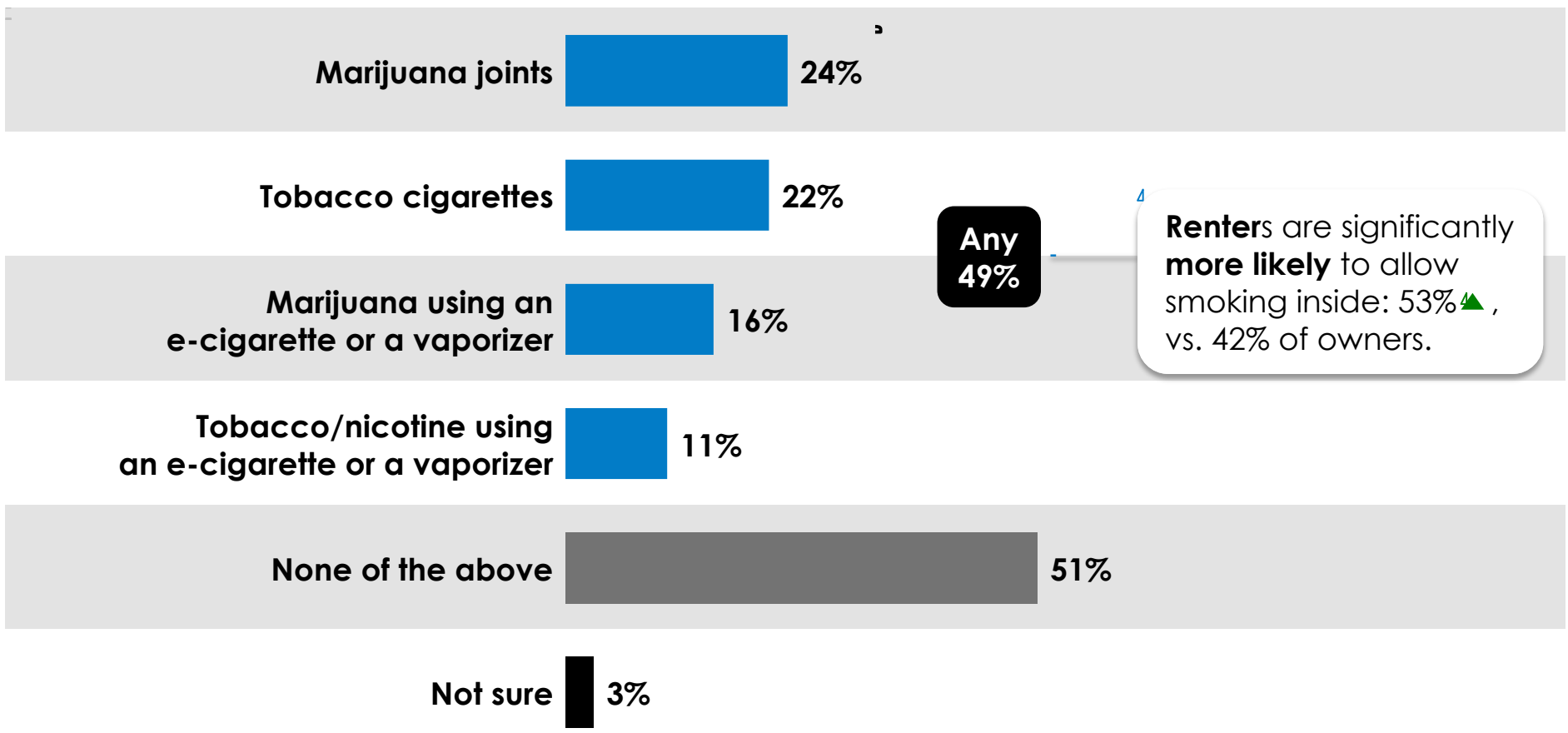
Q4. At the present time do you do any of the following every day, occasionally, or not at all?





Among those who either smoke themselves or live with someone else who smokes, half report that smokers who live in the residence will smoke inside the home.

Residents Smoke Inside Home: Smokers Reside in Household



Base: Smokers reside in household (n=344)  
 Q5A. Do smokers who live in this residence ever smoke any of the following inside the home?



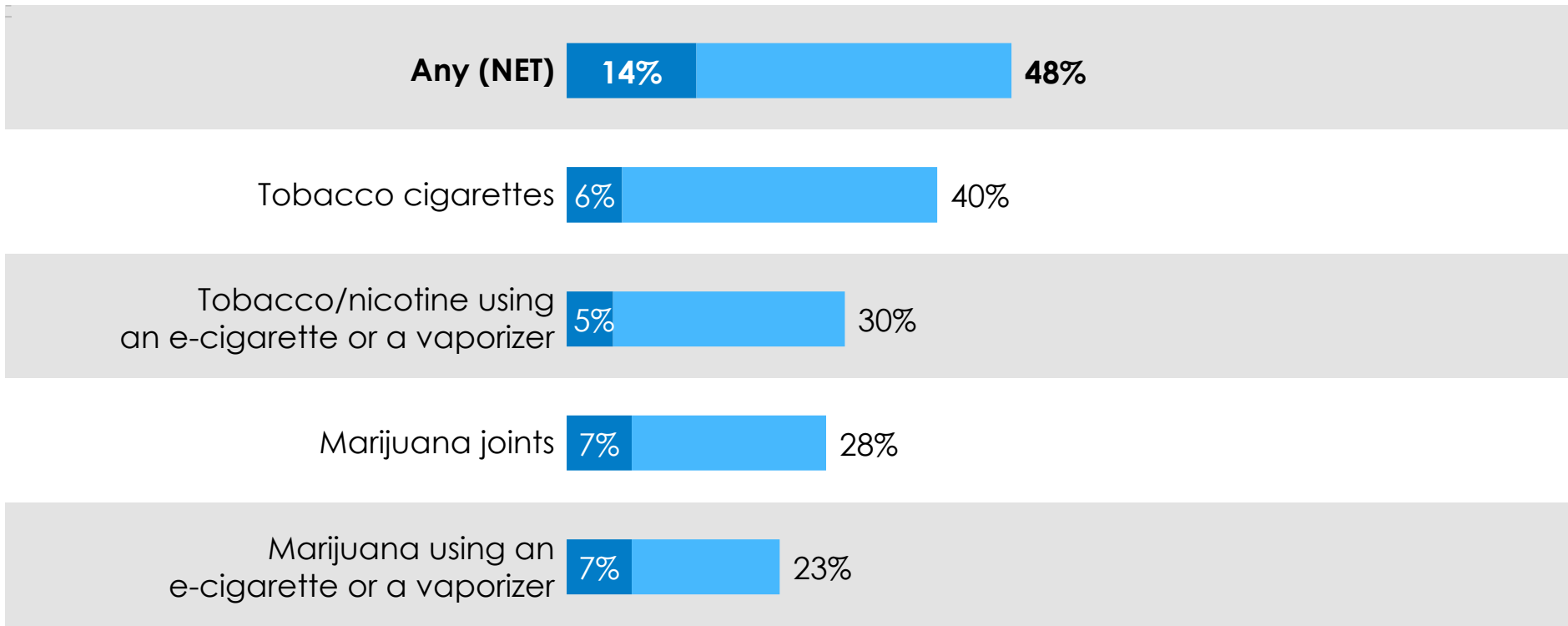
▲ Statistically significantly higher than comparison group.



# Half of British Columbians who live in a physically connected household will allow smokers visiting their residence to smoke, most commonly outside the residence.

## Allow Visiting Guests to Smoke

**Inside OR Outside**



■ Yes, inside my residence   ■ Yes, outside my residence

Base: All respondents (n=828)

Q6. Do you ever allow smoking of each of the following in your residence or on your property when a smoker visits your residence?



# **EXPOSURE TO SECONDHAND SMOKE IN THE HOME**



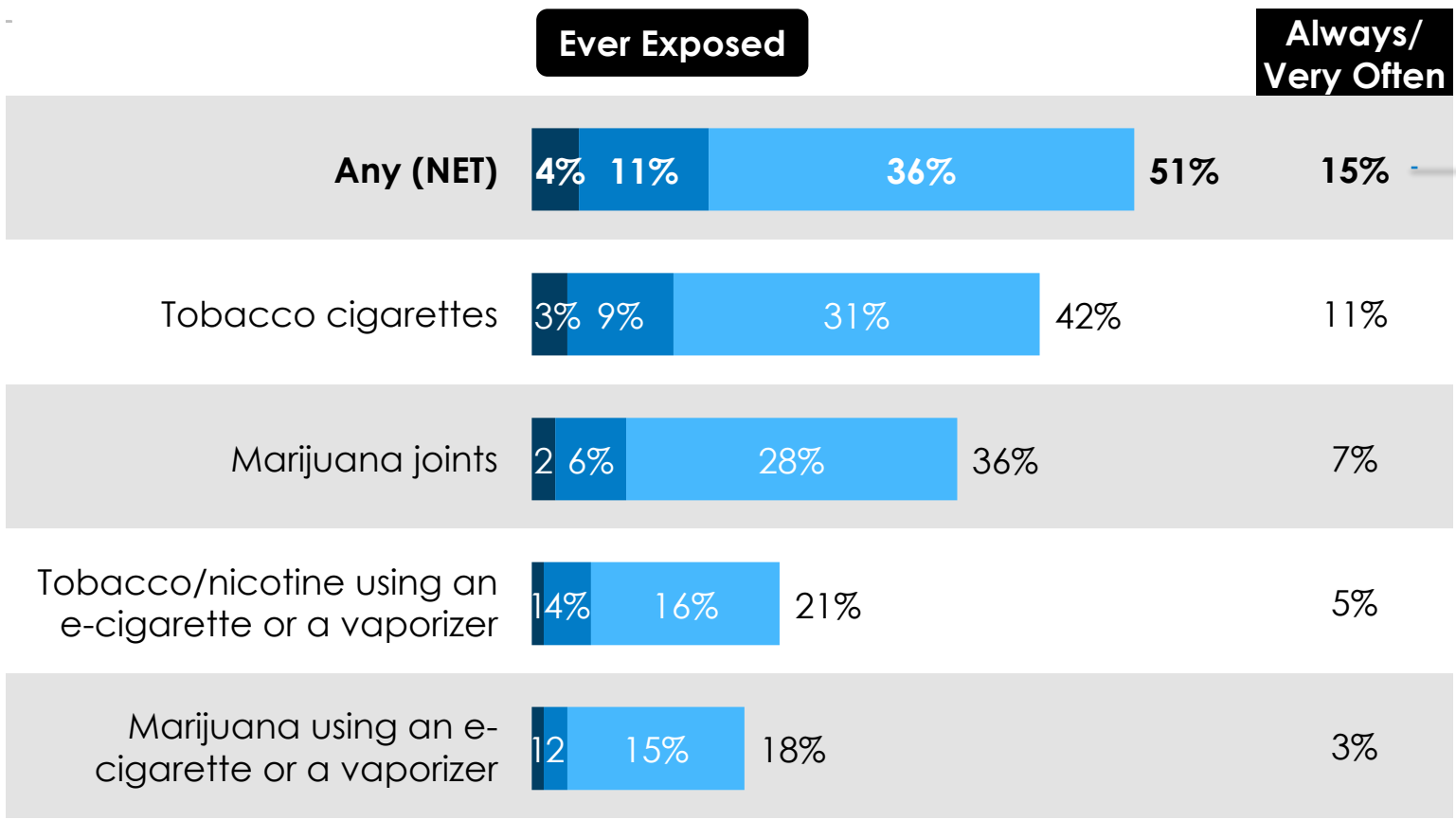
**Insights**  
West

Simplified *Understanding*



# Half of British Columbians who live in a physically connected household have been exposed to secondhand smoke in their home, including 15% who are exposed always or very often.

## Frequency of Exposure to Secondhand Smoke in Residence



Groups significantly more likely to be exposed **always or very often** include:

- **Younger people** (18 to 34 years): 26%▲ vs. 18% 35 to 54 and 9% 55 years and older
- **Renters:** 20%▲ vs. 11% owners

■ Always ■ Very often ■ Occasionally

Base: All respondents (n=828)

Q8. How often are you exposed to each of the following types of second-hand smoke in your residence?



▲ Statistically significantly higher than comparison group.



**British Columbians in the Vancouver Coastal Health region are significantly more likely than those in other regions to be exposed to smoke from marijuana and e-cigarettes or vaporizers.**

## Frequency of Exposure to Secondhand Smoke in Residence by HA Region

Ever Exposed	Health Authority Region					
	Total (n=828)	Vancouver Coastal Health (n=268)	Interior Health (n=119)	Fraser Health (n=210)	Vancouver Island Health (n=203)	Northern Health (n=28*)
<b>Any (NET)</b>	<b>51%</b>	<b>56%</b>	<b>45%</b>	<b>48%</b>	<b>50%</b>	<b>54%</b>
Tobacco cigarettes	42%	46%	39%	40%	41%	43%
Marijuana joints	36%	43% ▲	33%	32%	34%	18%
Tobacco/nicotine using an e-cigarette or a vaporizer	21%	27% ▲ VI	20%	20%	16%	21%
Marijuana using an e-cigarette or a vaporizer	18%	23% ▲ VI & NH	17%	17%	15%	11%

Base: All respondents (n=828) \*Very small base size, interpret with extreme caution.

Q8. How often are you exposed to each of the following types of second-hand smoke in your residence?



▲ Statistically significantly higher than comparison group.

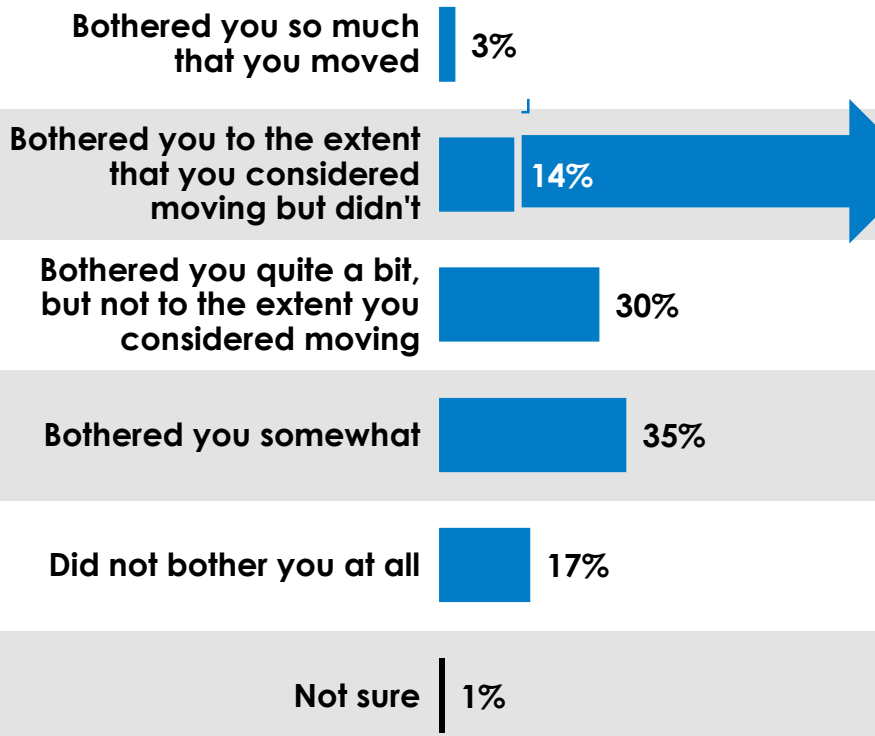




Among those who have smelled secondhand smoke in their home, over three-quarters (81%) report being bothered by it. Just under one-in-five (17%) were bothered to the extent that they moved or considered moving.

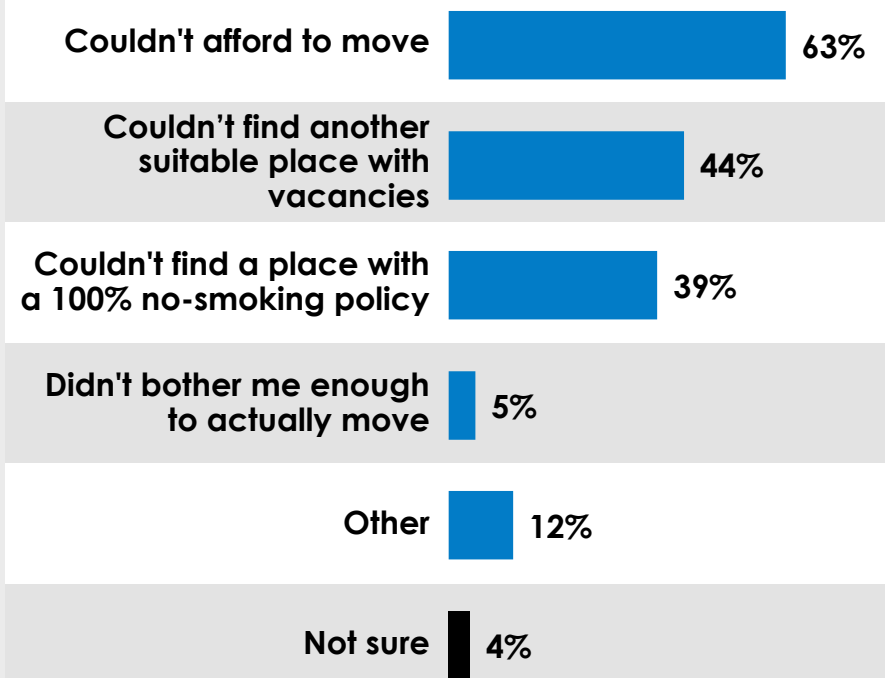
## Extent Bothered by Secondhand Smoke: Smelled Secondhand Smoke in Home

### Bothered by Secondhand Smoke



Base: Ever smell secondhand smoke in home (n=420)  
 Q10. When second-hand smoke odours got into your residence from somewhere else, how much did it bother you?

### Considered Moving Because of Secondhand Smoke



\*Small base size, interpret with caution.  
 Base: Considered moving because of secondhand smoke (n=57)\*  
 Q10A. Why did you not move after all?





A strong majority of those who were exposed to secondhand smoke in their home took some sort of action, most commonly closing windows or balcony/patio doors.

## Other Responses to Secondhand Smoke

I closed windows or balcony/patio doors 68%

I used a fan or air freshener 34%

I talked to my landlord, strata, or neighbor 29%

I did not use the balcony 26%

I stayed out of certain rooms in the home 13%

I went out/left my home 11%

Other 3%

None of the above 16%

**Took Action  
84%**

Base: Ever smell secondhand smoke in home (n=420)

Q10B. Which of the following have you ever done in response to second-hand smoke odours getting into your residence from somewhere else?

# ATTITUDES TOWARDS SECONDHAND SMOKE



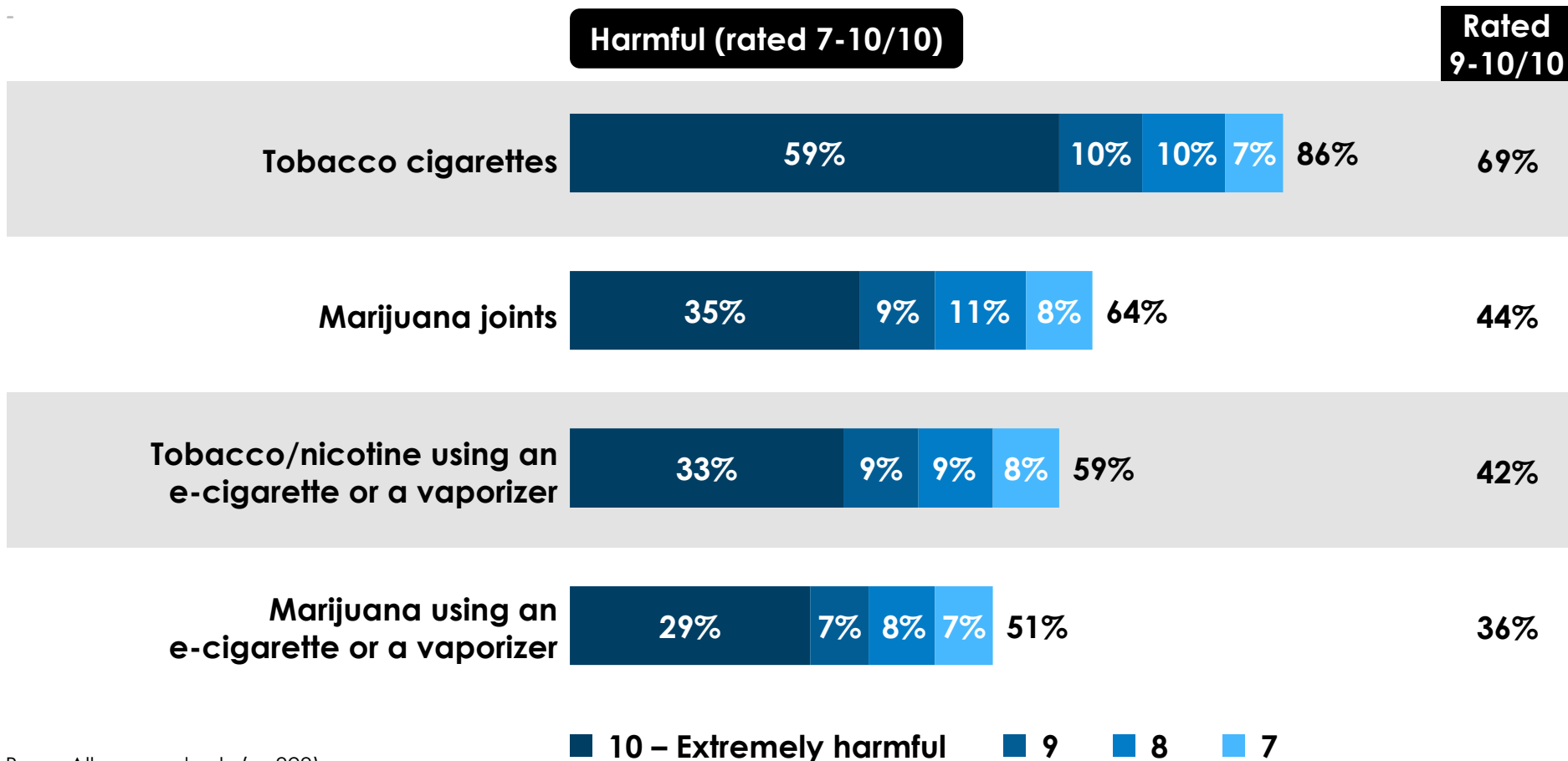
**Insights**  
West

Simplified *Understanding*



A strong majority of British Columbians who live in a physically connected household consider secondhand cigarette smoke harmful, including two-thirds who consider it “extremely harmful”. They are less likely to consider the smoke from marijuana or vaporizers harmful.

## Perceived Harm by Type of Secondhand Smoke



Base: All respondents (n=828)

Q20. Thinking about second-hand smoke in general, on a scale of 1 to 10 where 1 is “not at all harmful” and 10 is “extremely harmful” how harmful is it to breathe each of the following types of second-hand smoke?





# A strong majority would consider secondhand smoke getting into their residence to be an issue.

## Opinion of Secondhand Smoke Getting Into Residence

A health hazard



71%


A nuisance



65%

**An Issue  
86%**

An infringement upon  
your life and privacy



52%

Not something you worry about



13%

Don't notice it at all



5%

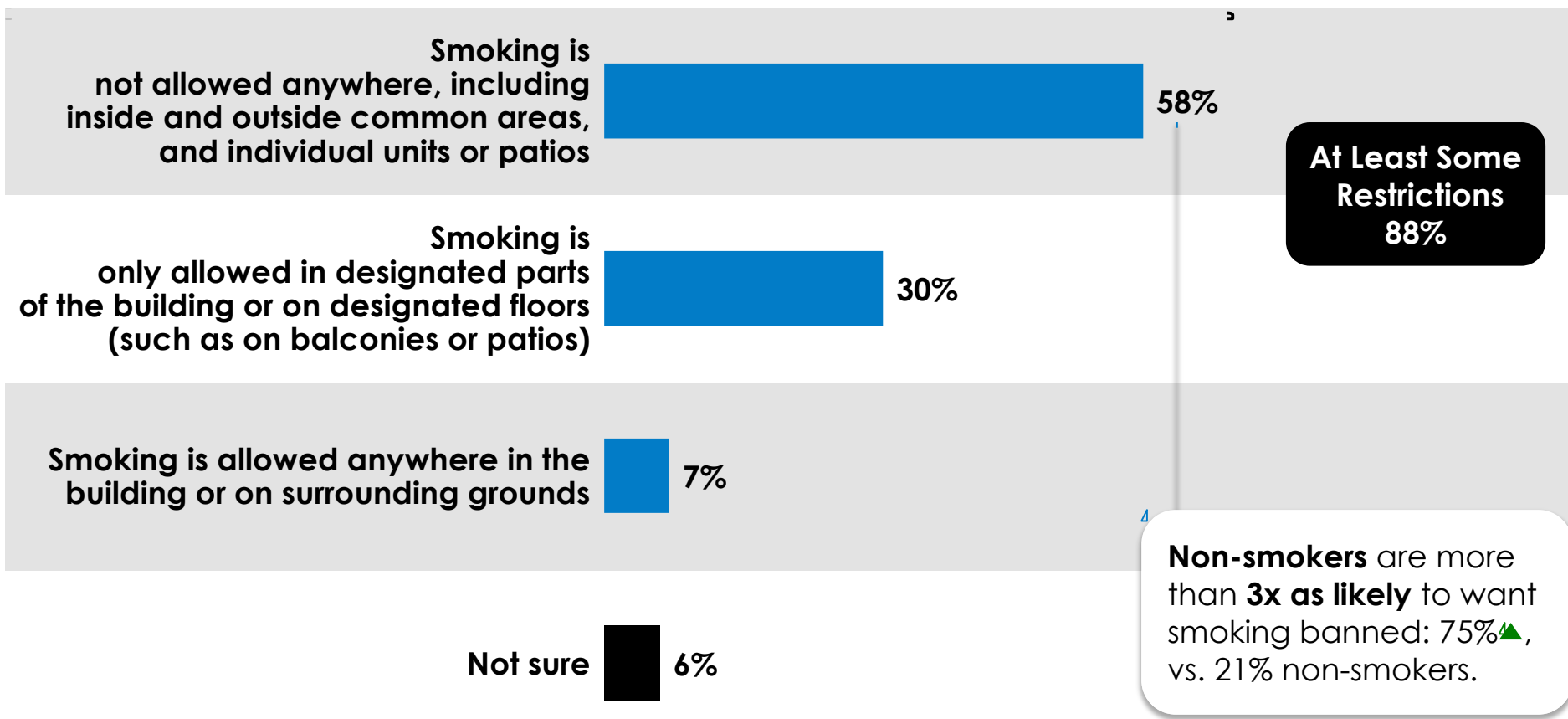
Base: All respondents (n=828)

Q7. When you think about second-hand smoke getting into your residence, what would you say you consider this to be?



Nearly all prefer to live in a building with at least some restrictions on smoking, including a majority who would prefer to live in a building where smoking is not allowed anywhere.

## Preferred Type of Residence



Base: All respondents (n=828)

Q14. Given the opportunity, which one of these three types of apartment buildings/condos would you prefer to live in?



▲ Statistically significantly higher than comparison group.

# **SUPPORT FOR SECONDHAND SMOKE REGULATIONS**



**Insights**  
West

Simplified *Understanding*



**Strong majorities continue to support sharing information with potential new residents about which units allow smoking and if the previous tenant was a smoker. Non-smokers are significantly more likely to support sharing both types of information.**

■ Total (n=828)  
■ Smoker (n=258)  
■ Non-Smoker (n=565)

## Support for Sharing Smoking Information with Prospective Residents

**Yes**

**2013**



\*Note: next time will ask as "if the previous tenancy allowed smoking".

Base: All respondents

Q15. Do you think people considering becoming new residents should have access to the information described below?



▲ Statistically significantly higher than comparison group.



# Support for sharing smoking information with prospective residents is consistent across the Provincial Health Authority regions.

## Support for Sharing Smoking Information with Prospective Residents by HA Region

	Health Authority Region					
	Total (n=828)	Vancouver Coastal Health (n=268)	Interior Health (n=119)	Fraser Health (n=210)	Vancouver Island Health (n=203)	Northern Health (n=28*)
<b>Yes</b>						
To know which units are designated as smoking units	88%	86%	88%	86%	92%	93%
To know if the previous tenant was a smoker	81%	78%	82%	82%	84%	82%

Base: All respondents (n=828)

Q15. Do you think people considering becoming new residents should have access to the information described below?





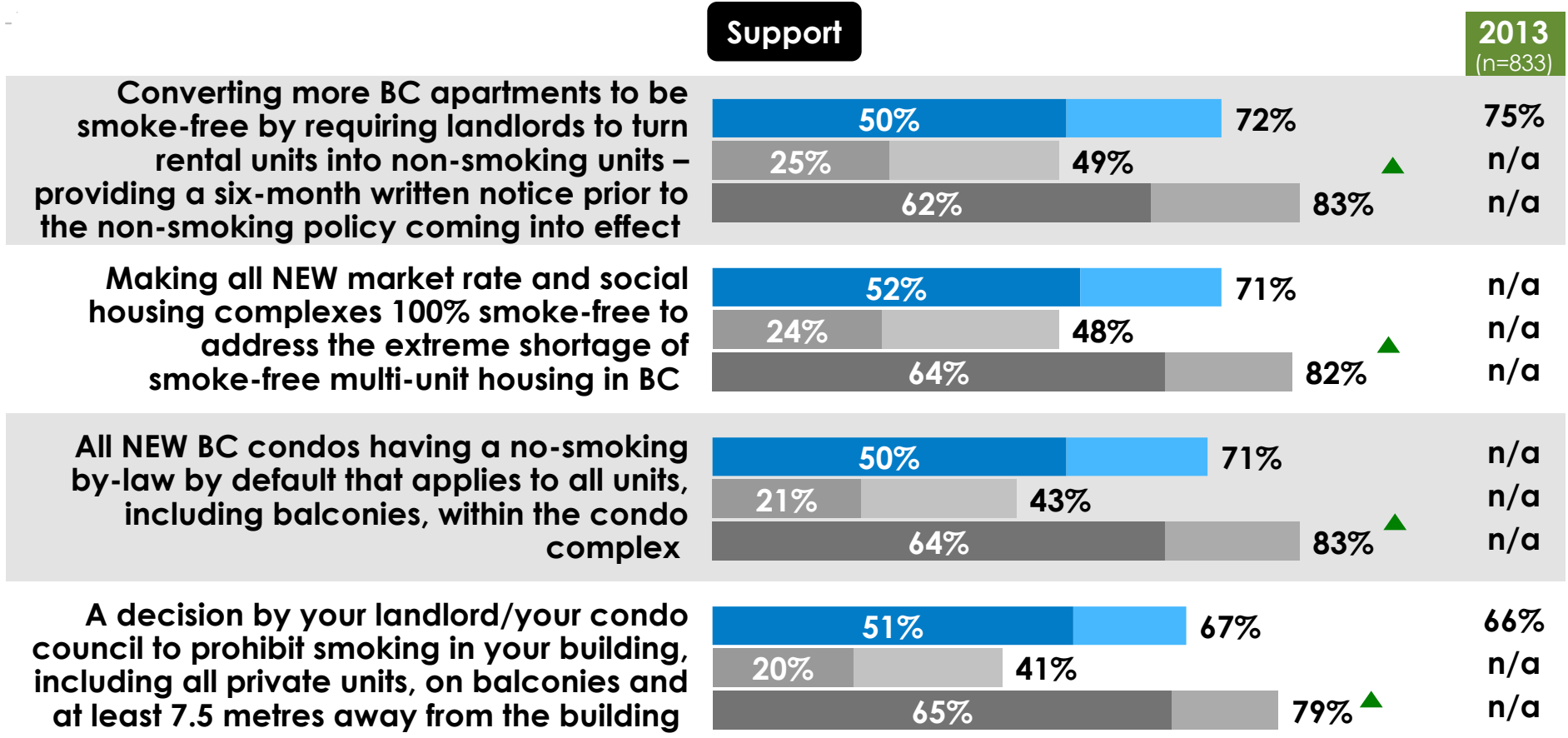


There continues to be healthy support for new smoking regulations for physically connected households. Non-smokers are significantly more likely to support all of the regulations tested although all of the proposed regulations also get support from more than two-in-five smokers.

4

- Total (n=828)
- Smoker (n=258)
- Non-Smoker (n=565)

## Support for Non-Smoking Regulations/Bylaws



Base: All respondents (n=828)  
Q16 – Q19. Do you support or oppose...?

■ Strongly support ■ Moderately support

▲ Statistically significantly higher than comparison group.





# Residents of the Vancouver Coastal Health region show the strongest support for non-smoking regulations and bylaws.

## Support for Non-Smoking Regulations/Bylaws by HA Region

**Support**

	Health Authority Region				
	Total (n=828)	Vancouver Coastal Health (n=268)	Interior Health (n=119)	Fraser Health (n=210)	Vancouver Island Health (n=203)

Converting more BC apartments to be smoke-free by requiring landlords to turn rental units into non-smoking units – providing a six-month written notice prior to the non-smoking policy coming into effect

72%	79%▲ FH & NH	71%▲ NH	69%	71%▲ NH	50%
-----	-----------------	------------	-----	------------	-----

Making all NEW market rate and social housing complexes 100% smoke-free to address the extreme shortage of smoke-free multi-unit housing in BC

71%	79%▲	65%	69%▲ NH	71%▲ NH	46%
-----	------	-----	------------	------------	-----

All NEW BC condos having a no-smoking by-law by default that applies to all units, including balconies, within the condo complex

71%	78%▲ IH & NH	63%	70%▲ NH	70%▲ NH	43%
-----	-----------------	-----	------------	------------	-----

A decision by your landlord/your condo council to prohibit smoking in your building, including all private units, on balconies and at least 7.5 metres away from the building

67%	73%▲ IH & NH	59%	67%▲ NH	67%▲ NH	46%
-----	-----------------	-----	------------	------------	-----

Base: All respondents (n=828)  
Q16 – Q19. Do you support or oppose...?



▲ Statistically significantly higher than comparison group.

# DEMOGRAPHICS



**Insights**  
West

Simplified *Understanding*



# Respondent Demographics

## Gender



Other | 1%

## Age



## Education



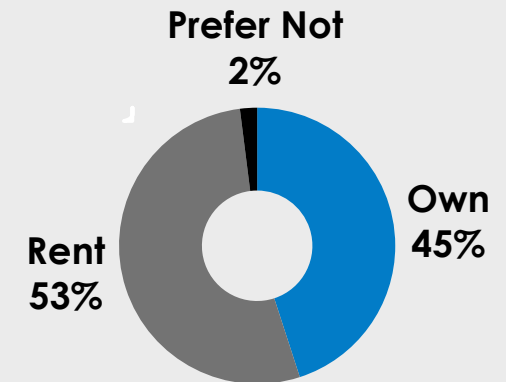
## Household Income



## Health Authority Region



## Own/Rent



For more information, please contact:

Daile MacDonald  
Senior Research Manager  
403.926.3192  
dailemacdonald@insightswest.com



Suite 304, 1140 Homer Street  
Vancouver, BC  
V6B 2X6  
[www.insightswest.com](http://www.insightswest.com)

---

**Simplified Understanding**